




OHIO HISTORIC INVENTORY

CODED

Ohio Historic Preservation Office
Ohio Historical Center
Columbus, Ohio 43211

1. No. <i>BUT-755-9</i>		4. Present Name(s) Joffe Furniture Co.		1. No. <i>BUT-755-9</i>	
2. County Butler		5. Other Name(s)			2. County Butler
3. Location of Negatives Hamilton Planning Dept.		Trebel Building, Third Street Department Store			
6. Specific Location 214-216 S. Third Street		16. Thematic Category commercial		4. Present Name(s) Joffe Furniture Company	
7. City or Town If Rural, Township & Vicinity Hamilton		17. Date(s) or Period ca. 1890			
8. Site Plan with North Arrow 		18. Style or Design Richardsonian Romanesque		5. Other Name(s) Trebel Bldg./Third Street Department Store	
		19. Architect or Engineer			
9. Coordinates Lat. _____ Long. _____ U.T.M. Reference <div style="border: 1px solid black; padding: 2px; display: inline-block;">16 7110080 4363550</div>		20. Contractor or Builder			
10. Site <input type="checkbox"/> Building <input checked="" type="checkbox"/> Structure <input type="checkbox"/> Object <input type="checkbox"/>		21. Original Use, if apparent commercial			
11. On National Register? Yes <input type="checkbox"/> No <input checked="" type="checkbox"/>		22. Present Use commercial			
12. Is it Eligible? Yes <input type="checkbox"/> No <input checked="" type="checkbox"/>		23. Ownership Public <input type="checkbox"/> Private <input checked="" type="checkbox"/>			
13. Part of Estab. Yes <input type="checkbox"/> Hist. Dist.? No <input checked="" type="checkbox"/>		24. Owner's Name & Address, if known			
14. District Potent'l? Yes <input type="checkbox"/> No <input checked="" type="checkbox"/>		25. Open to Public? Yes <input checked="" type="checkbox"/> No <input type="checkbox"/>			
15. Name of Established District		26. Local Contact Person or Organization Hamilton Planning Dept.			
42. Further Description of Important Features The wall treatment on the front facade is composed of alternating layers of narrow and wide rectangular blocks of quarry-faced stone. Two two-story oriel windows below each of the twin gables on the front facade are distinctive elements. Between the oriel windows are a set of paired windows at the second and third story level. The second story center windows have a stone shelf lintel, while the third story windows are topped by a band of smooth stone which is connected to the top of oriel					
43. History and Significance (over) In 1927, this building was the location of the Third Street Department Store, as well as being the home of three laborers. The building is significant architecturally as a rare example of the Richardsonian Romanesque style as applied to a commercial building in Hamilton.					
44. Description of Environment and Outbuildings A large parking lot is just north. This structure shares a party wall with a c.1870 building which has had quite a lot of alteration.		27. Other 			
45. Sources of Information P.O. 1927-28 Williams' Hamilton City Directory		46. Prepared by Rita Walsh			
		47. Organization Miami Purchase Ass'n			

CODED

ONTO HISTORIC INVENTORY

42. windows contain metal spandrels which are decorated with panels and floral motifs. The gables are topped with stone decorations and contain a narrow slit in the gable peak. The north side of the building has a brick facing, with decorative corbelling in the gable peak. The first story is completely altered, though the addition of corrugated metal canopy and new shop windows.

1. Name of Building	2. Address	3. City	4. Province
5. Date of Construction	6. Date of Alteration	7. Architect	8. Engineer
9. Style of Design	10. Material of Construction	11. Material of Roofing	12. Material of Foundation
13. Description of Building	14. Description of Alteration	15. Description of Foundation	16. Description of Roofing
17. Description of Windows	18. Description of Doors	19. Description of Stairs	20. Description of Elevation
21. Description of Interior	22. Description of Exterior	23. Description of Foundation	24. Description of Roofing
25. Description of Windows	26. Description of Doors	27. Description of Stairs	28. Description of Elevation
29. Description of Interior	30. Description of Exterior	31. Description of Foundation	32. Description of Roofing
33. Description of Windows	34. Description of Doors	35. Description of Stairs	36. Description of Elevation
37. Description of Interior	38. Description of Exterior	39. Description of Foundation	40. Description of Roofing
41. Description of Windows	42. Description of Doors	43. Description of Stairs	44. Description of Elevation
45. Description of Interior	46. Description of Exterior	47. Description of Foundation	48. Description of Roofing
49. Description of Windows	50. Description of Doors	51. Description of Stairs	52. Description of Elevation
53. Description of Interior	54. Description of Exterior	55. Description of Foundation	56. Description of Roofing
57. Description of Windows	58. Description of Doors	59. Description of Stairs	60. Description of Elevation
61. Description of Interior	62. Description of Exterior	63. Description of Foundation	64. Description of Roofing
65. Description of Windows	66. Description of Doors	67. Description of Stairs	68. Description of Elevation
69. Description of Interior	70. Description of Exterior	71. Description of Foundation	72. Description of Roofing
73. Description of Windows	74. Description of Doors	75. Description of Stairs	76. Description of Elevation
77. Description of Interior	78. Description of Exterior	79. Description of Foundation	80. Description of Roofing
81. Description of Windows	82. Description of Doors	83. Description of Stairs	84. Description of Elevation
85. Description of Interior	86. Description of Exterior	87. Description of Foundation	88. Description of Roofing
89. Description of Windows	90. Description of Doors	91. Description of Stairs	92. Description of Elevation
93. Description of Interior	94. Description of Exterior	95. Description of Foundation	96. Description of Roofing
97. Description of Windows	98. Description of Doors	99. Description of Stairs	100. Description of Elevation

Continuation Sheet: Specify Section & Item (use additional Continuation Sheets if necessary)

The Ohio Historic Preservation Office files contain additional information for this property. Information may include: newspaper clippings, church bulletins, maps or additional text.